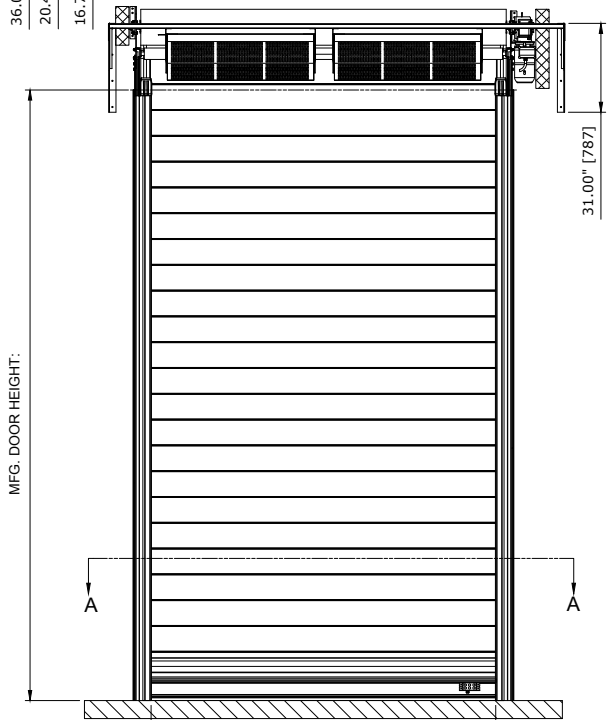
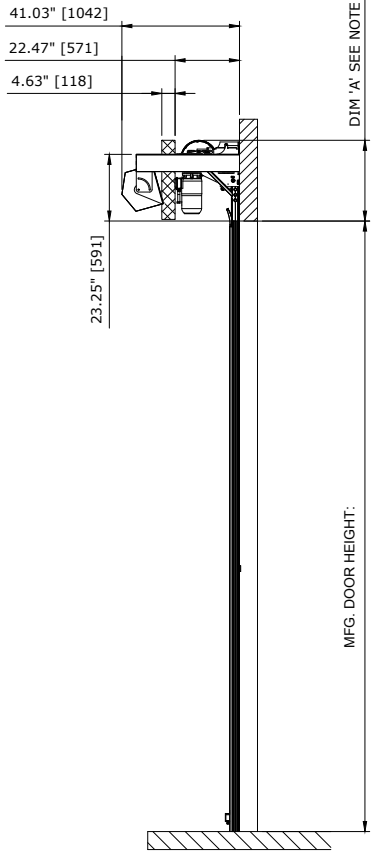




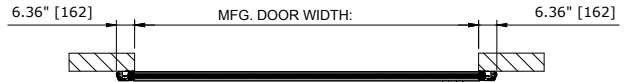
TOP VIEW



FRONT VIEW



RIGHT VIEW



SECTION A-A (NTS)

 RECOMMENDED FOR MAINTENANCE.

NOTE:  
 1. IF DOOR HEIGHT <= 14'-0" DIM A = 29.00"  
 IF DOOR HEIGHT > 14'-0" DIM A = 32.00"

RR300 FREEZE, RH WITH BLOWERS  
 CONTROL PANEL:

CUSTOMER:		SCALE = NOT TO SCALE	<b>ASSA ABLOY</b>	
LOCATION:		APPROVED BY:	APPROVED WITH CHANGES BY:	
SALESMAN / DEALER:		DATE:	DATE:	
DESCRIPTION: RR300 FREEZE APPROVAL DRAWING				
DRAWING NO: 8300T0018		DESIGNER: J. Fisher	DATE: 12/13/2016	
Rev	Change	Date	Name	

**QUOTE:**